

- Software Programmable
- Fault Monitoring of LED Indications
- RGB Multicolour LED's
- Fully Customisable
- Modular Construction
- Utilises 6500 Secure Network



The Protec Network Mimic Panel provides a flexible platform for system indication and control solutions.

A Mimic Panel can be configured for zonal indication, plant shutdown, fan control, damper control or other custom solutions. The Mimic Panel is connected to the 6500 fault tolerant, redundant peer to peer network as part of a single distributed fire system, representing a single node. Multiple Mimic Panels can be placed on the network. Custom panel graphics are produced using industry standard graphical design software. Coloured architectural drawings, plans and custom logos can be directly imported.

A single Mimic Panel can support up to 330 RGB LEDs, up to 300 key/push/rotary or illuminated switches and 5 clean contact outputs*. The intensity of the LED outputs can be controlled by an ambient light sensor and each indicator is fault monitored.

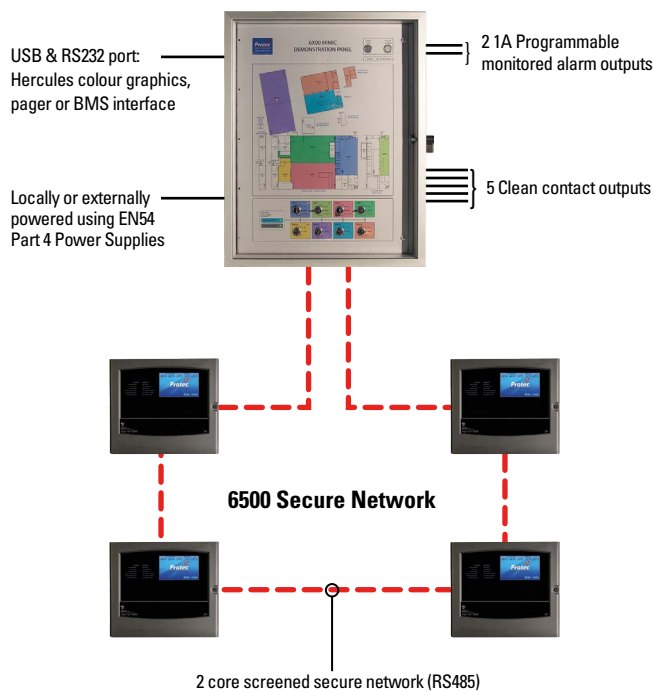
An in-built setup feature of the Standard 6500 Windows PC configuration tool is used to configure the Mimic Panel (allocating the system input/outputs to LED indicators).

The Software significantly reduces configuration time, increases information integrity and simplifies ongoing changes.

Technical Specification









Power	Internal or External 24V dc nominal power supply charger Working Voltage range 19V dc to 30V dc
Environment	-5°C to +40°C operating temperature range 5% to 95% RH (no condensation, or icing)
Input / Output	330 x RGB LEDs, 300 x key/push/rotary or illuminated switches, 20 programmable non monitored inputs, 5 x clean contact outputs, 2 x 1A alarm outputs*
Connection Parameters	Network connection to the 6500 RS485 network USB for configuration data download
Programmable Features	Software programmable LED colours and combinations Individually programmable switch push and hold times (100ms to 2.5s) Programmable using standard 6500 panel commissioning software
System Features	Ambient Light controlled LED Brightness 4 selectable LED modes: ON – ON/OFF – OFF/ON – COLOUR1/COLOUR2 Automatic LED failure detection Programmable LED auto-test interval (1hr to 48hr)
Construction	Modular construction techniques Graphical colour aluminium fascia

Typical Schematic



Standard Components

Standard input components for customising the Mimic Panel:

-  Push button
-  Two position keyswitch
-  Three position keyswitch
-  Two position rotary switch
-  Three position rotary switch
-  Red Illuminated push button
-  Green Illuminated push button
-  Orange Illuminated push button

*Can be expanded, dependant upon custom configuration.

Company Policy is one of continuous improvement, we reserve the right to change specification without prior notice

Protec House, Churchill Way, Nelson, Lancashire, BB9 6RT

© 2020 Protec Fire & Security Group Ltd

Tel: 01282 717171 Web: www.protec.co.uk Email: sales@protec.co.uk